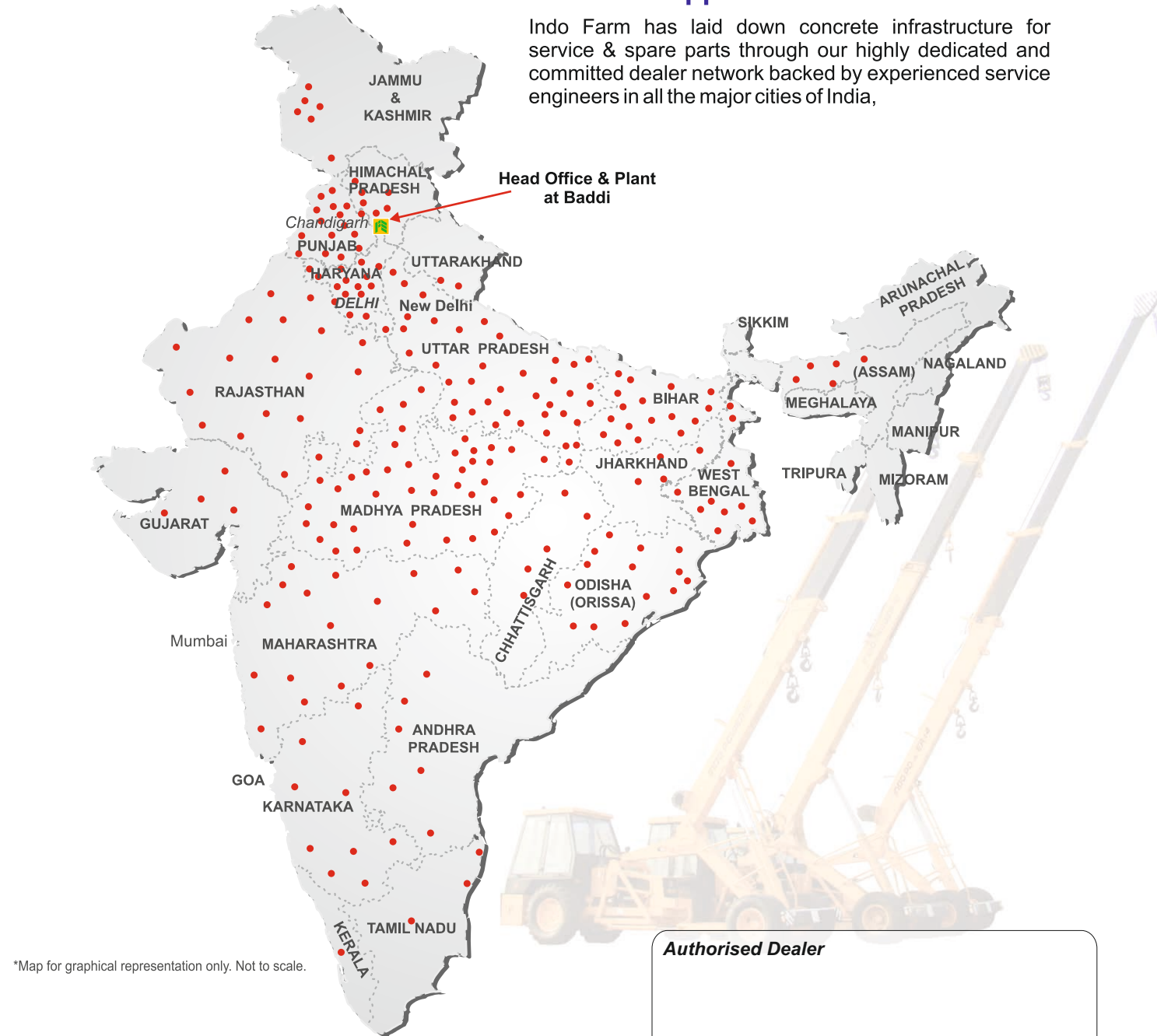


All India Network

Product Support

Indo Farm has laid down concrete infrastructure for service & spare parts through our highly dedicated and committed dealer network backed by experienced service engineers in all the major cities of India,



*Map for graphical representation only. Not to scale.

INDO FARM
EQUIPMENT LIMITED
An ISO 9001:2008 Certified Company



Head Office & Plant:
Export Promotion Industrial Park, Phase-II,
Baddi-173 205, Distt. Solan, H.P. (India)
Tel. : +91-1795-274241-248, Fax : +91-1795-274308-309
Email : mail@indofarm.in, Website : www.indofarm.in

Registered Office:
SCO 859, NAC Manimajra, Chandigarh-Kalka Road,
Chandigarh - 160 101
Tel. : +91-172-2730060, 2730059
Fax: +91-172-2734913

Product Range



INDO POWER-14FNX

THE SYMBOL OF STRENGTH

15T-51' (2WD)

Self Rope Compensation

Pick 'N' Carry Hydraulic Mobile Crane

Load Capacity
15 T

Boom Height
15.74 m, 18.74 m with fly zib

Horizontal reach
12.8 m, 15.9 m with fly zib

Engine Power
60 hp@2200 rpm



Technical Specifications

ENGINE

Model & Type	Indo Farm - 3065 DI; Four Cylinder, Water Cooled Diesel Engine Rated power 60 hp max @2200 rpm.
--------------	---

TRANSMISSION

Type	Heavy duty transmission for crane application. Sliding mesh Spur teeth gearbox, Eight forward and two reverse speeds with high and low selector.
------	--

AXLE

Front	Rigid
Rear	Rigid Mounted with oscillation
Speed (Top)	30 kmph.
Gradeability	40% unladen
Clutch	Single plate, heavy duty dry friction type clutch plate especially designed for crane application.
Drive	2 wheel drive

STEERING

Type	Articulated power steering, hydraulically controlled through two double acting hydraulic rams.
Articulation	upto 40°
Turning Radius	8.5 m

BRAKES

Front wheel	Fully air operated 'S' cam dual circuit brakes.
Rear wheel	Mechanical disc brakes, actuated through pneumatic brake chamber.
Parking	Air operated fail safe brakes on front wheels.

TYRES

Front	11.00x20 - 16 PR (4 Nos.)
Rear	14.00x25 - 20 PR (2 Nos.)
Wheel Base	4.95 m
Wheel Tracks	
Front/Rear	1880 mm (center of twin wheels) / 1630 mm

BOOM

Telescoping	4 part boom, 3 part hydraulically powered & fully synchronised. 4th part power extended and manually pinned for safety.
-------------	---

Derricking	Through two double acting cylinders.
------------	--------------------------------------

HOIST MECHANISM

Hoist	Four/Six falls with fail safe brake.
-------	--------------------------------------

HYDRAULIC SYSTEM

Pump	Vane type hydraulic pump.
Control Valve	3/5/6 spool control valve double acting with built in pressure relief valve for trouble free operation.

ELECTRICAL SYSTEM

Type	12V, DC Single battery negative earth.
------	--

OVER ALL DIMENSIONS

Length	11375 mm
Width	2450 mm
Height	2945 mm

OPERATING WEIGHT	12630 Kg
------------------	----------

15T-51' (2WD)

Boom Height

15.74 m, 18.74 m with fly zib

Horizontal reach

12.8 m, 15.9 m with fly zib

Features

Safety

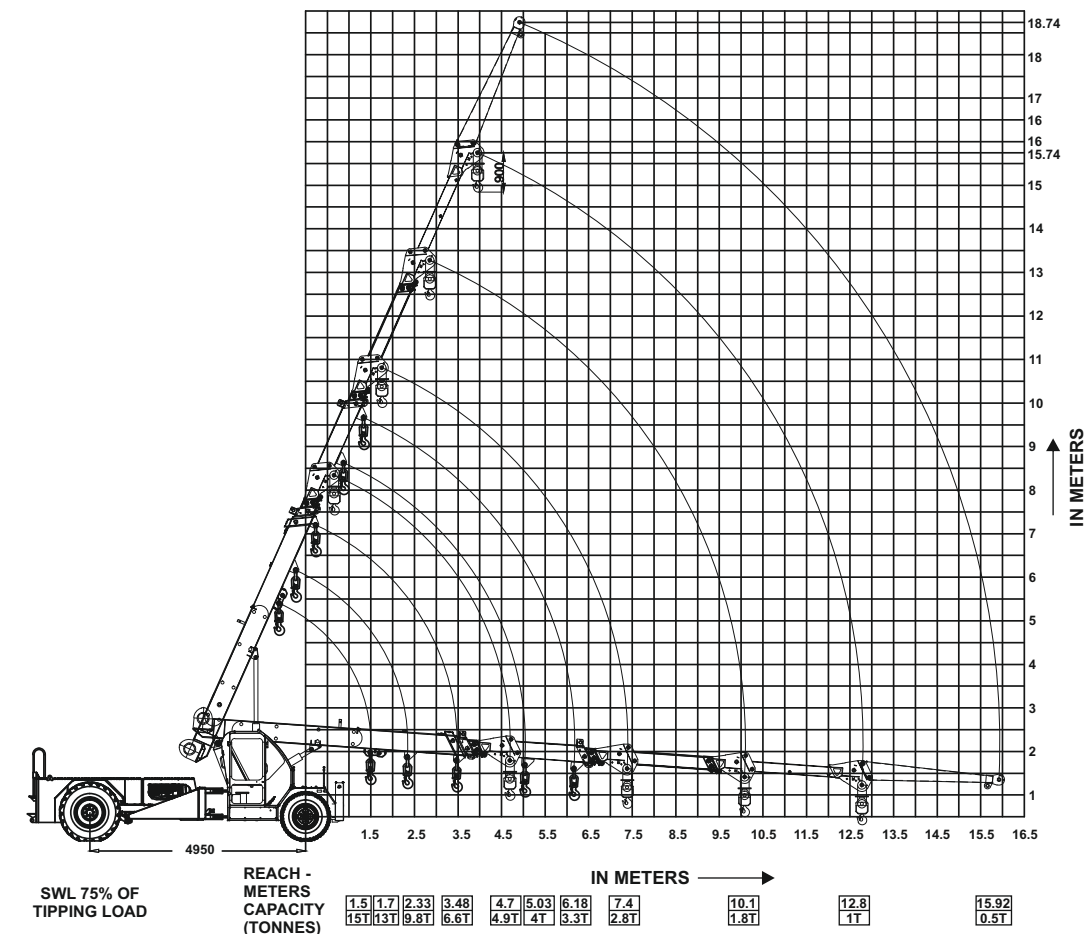
- Fail-safe brakes on hoist.
- Counter balance valve for hose failure protection.
- Self adjusting hook block.

Standard Accessories

- Air Brakes (Fail Safe)
- Heavy duty winch - Six falls rope
- Outriggers
- All weather cabin
- Reflectors
- Turn & reverse lamp
- Side view mirror Left & Right
- Tool kit
- Reverse gear tuner

Optional Features/Accessories

- Man carrying basket
- Over hoist warning system
- Spare wheel
- Additional cabin
- Air conditioned cabin
- Dragging winch
- Spark arrestor
- Tyre guard
- Front sensor
- Safe load indicator with hydraulic cutoff
- 3 m fly jib
- Rear view camera
- Helper Seat
- Fire extinguisher
- Beacon light
- Winch camera



Features

- 4-Part telescopic boom.
- Aesthetically design spacious cabin with ergonomic controls for ease of operation and visibility.
- Robust chassis for more reliability.
- Articulated power steering, Hydraulically controlled through two double acting hydraulic rams to ensure proper steering even in loose, sandy & rocky terrains.
- Heavy duty transmission.
- Top traveling speed of 30 kmph for faster inter-site movements.
- Heavy duty hydraulic winch with integrated safety brakes.
- High ground clearance.


To find out more about this product scan this QR Code



Cabin with better ergonomics



Four side more visibility cabin



Straight Rear Axle



Heavy Duty Winch



High Ground Clearance



Easy for maintenance